



## INSTRUCTION MANUAL

**STREAMLINE**

**Product:**

Mounted Metal Hose  
Reel – HRM5

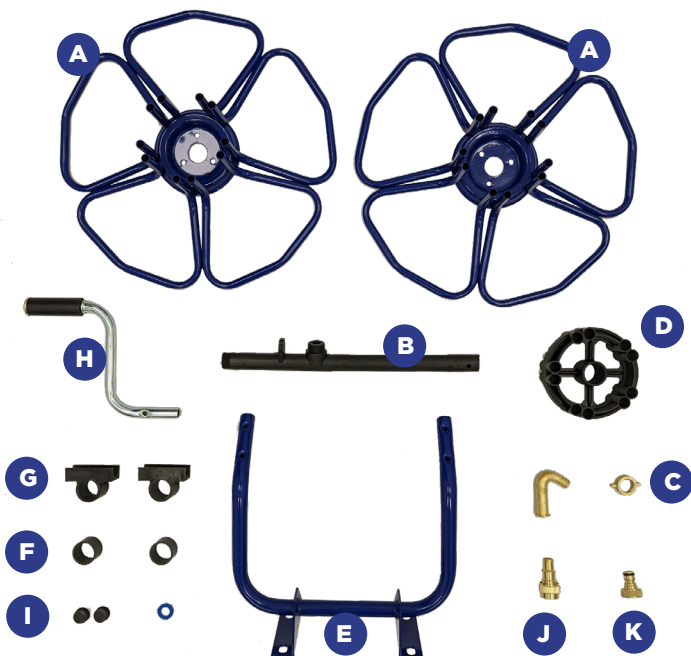
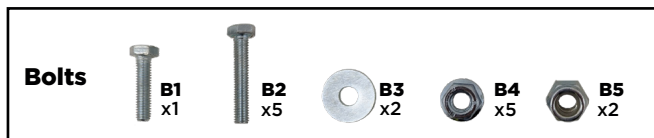
**Code:**

HRM5



English

INSTR-HRM5



- |   |  |
|---|--|
| <b>A</b> 2x Rotary Drum                     | <b>G</b> 1x Wall Mounting Bracket Connectors |
| <b>B</b> 1x Axel                            | <b>H</b> Handle                              |
| <b>C</b> Outlet Connector with fibre washer | <b>I</b> 2x Plugs                            |
| <b>D</b> Rotary Drum Connectors             | <b>J</b> 1x Female Brass Connector           |
| <b>E</b> 1x Wall Mounting Bracket           | <b>K</b> Brass Male Adaptor & Female Thread  |
| <b>F</b> 2x Spacers                         |  |

## Assembling Your Hose Reel


### Step 1

Put the hose reel's axel (Part B) through the center part of the Rotary Drum (Part A)



### Step 2

Srew in your outlet connector to the axel (Part C)



### Step 2

Srew in your Axel (Part B) to the Rotary Drum (Part A)



**B1**  
x1



**B3**  
x2



**B5**  
x2



## **Step 3**

Line up the and fit your Drum Connector (Part D) to the Rotary drum (Part A)



## **Step 4**

Line up the and fit the Rotary Drum (Part A) to the Rotary drum Connector (Part D)



## **Step 5**

Fit spacers (Part F) to each end of the Axle



**Step 3**

Slide in both Wall Mounting Bracket Connectors(Part G) to either side of the axel

**Step 3**

Push each side on to the wall mounting bracket (Part E)

**Step 3**

Bolt in the bracket connectors to the wall mounting bracket




**B2**  
x4



**B4**  
x4

## Step 3

Bolt in the handle (Part H) into the axel



## Step 3

Screw in your Brass Male Adaptor & Female Thread (Part K) to the axel



## Step 3

Attach your Female Brass Connector to the Brass Male adaptor



### Step 3

Insert Plugs (Part I) into the wall mounting bracket to protect your hose reel from water damage and potential rusting



## Streamline® Warranty

The warranty on all Machines and Equipment is for 1 year (12-months) from RECORDED DATE OF PURCHASE.

THIS WARRANTY EXCLUDES NORMAL MAINTENANCE ITEMS, including but not limited to HOSES, FILTERS, O-RINGS, DIAPHRAGMS, VALVES, GASKETS, CARBON BRUSHES and damage to motors and other components as a result of failure to replace normal maintenance items. THIS LIST IS NOT EXHAUSTIVE.

If Streamline® receives notice of such defects during the warranty period, Streamline® will either, at its opinion, repair or replace components which prove to be defective.

Replacement parts will only be supplied under warranty, upon the inspection and approval of the defective parts by Streamline®.

Should it be necessary to supply replacement parts before the opportunity to inspect, these will be charged at current prices and credit will only be issued upon subsequent inspection and warranty approval by Streamline®.

The customer is responsible for the cost of return of the defective part. If warranty is approved, Streamline® will pay for the cost of the repaired or replacement part.

This warranty excludes the following conditions and circumstances which are at the discretion of Streamline®:

Wear and tear, misuse, abuse improper maintenance, frost damage, the use of chemicals other than those supplied or approved by Streamline®, improper installation or repair, unauthorised modification, incidental or consequential costs, loss or damage, service, labour or third party charges, the cost of returning defective parts to Streamline®.

This warranty constitutes the exclusive remedy of any purchaser of a Streamline® unit and is in lieu of all other warranties, express or implied, including without limitation any implied warranty of merchantability or fitness for use, to the fullest extent permitted by law. In no event shall any implied warranty of merchantability or fitness for use exceed the term of the applicable warranty stated above and Streamline® shall have no other obligation or liability.

### Important

Unfortunately these rights cannot be transferred to a third party.





## Why Streamline®?

### Flexibility

- **STREAMLINE®** systems can be built according to customers' exact requirements
- For non-standard systems, the user's needs or specifications are listened to and turned into reality.

### Quality

- Whilst price is important, quality is remembered long after price is forgotten
- We insist on sourcing brand name products from around the world, only of a reputable quality, and bring them together under the **STREAMLINE®** name
- All **STREAMLINE®** products carry a full one year's warranty, according to the manufacturers' standard terms and conditions of sale.

### Service

- We have an in-house technical helpline able to answer most of your questions relating to the capabilities and functionalities of all **STREAMLINE®** products
- If we get it wrong, we will put it right. If you are sent a wrong item, we will immediately attend to sending you the correct item and arrange a collection of the wrong item without any quibbles
- **STREAMLINE®** is backed by a comprehensive range with massive stocks providing you with a 'one stop shop' for all your requirements.



**MANUFACTURED  
IN THE  
UNITED KINGDOM**



**CHECKED AND  
TESTED BY  
QUALITY CONTROL**



Hamilton House, 8 Fairfax Road,  
Heathfield Industrial Estate,  
Newton Abbot  
Devon, TQ12 6UD  
United Kingdom

**Telephone:** +44 (0) 1626 830 830

**Email:** [sales@streamline.systems](mailto:sales@streamline.systems)

**Visit:** [www.streamline.systems](http://www.streamline.systems)

INSTR-HRM5