

HIGH PRESSURE HOSE REELS

HP-HRM050 | HP-HRM100 | HP-HRM150 | HP-HRM200

These heavy-duty hose reels are designed to hold up to 60mtrs of high pressure hose and features a 3/8" NPT-Female inlet. The direct hand-crank rewind with pin lock system allows you to easily wind up the hose without kinking or tangling, while the solid steel construction and durable black powder-coated finish ensure years of reliable use.

Features:

Direct hand-crank rewind with locking mechanism

This allows the user to easily and quickly rewind the hose, preventing kinking and damage.

Solid Steel Construction

Durable and resistant to wear and tear.

Powder Coat Finish

To protect it from corrosion and fading

Full flow swivel brass joint

allow the hose to pivot freely, while maintaining the maximum flow with 3/8inch NPT Female outlet / Inlet

Mounting Flange

Includes separate plate and fixings for attaching to hollow bar or flat surface.



Assembly & Operating Instructions

1. Connect the handle to the flange. Nuts go on handle side of flange.
2. Use (4) 3/8" or 10 mm bolts when securing the hose reel to ceiling or wall.
3. Use the provided nuts, bolts and mounting bracket when securing hose reel to a cart.
4. Use thread sealant (not provided) on inlet threads and outlet hose (not provided)
5. The hose reel is ready for operation.

Safety Precautions

1. Make sure incoming pressure does not exceed the rated pressure.
2. Use proper eye protection when assembling and using the hose reel.
3. Assemble the hose reel on a clean workbench free of debris and moisture.
4. Use soap and water when checking for air leaks.
5. Keep children away from work area.

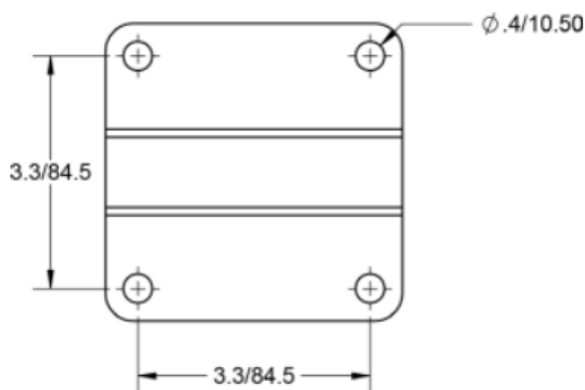
Think you could benefit from a high pressure hose reel?

Call our sales team on +44 (0) 1626 830 830

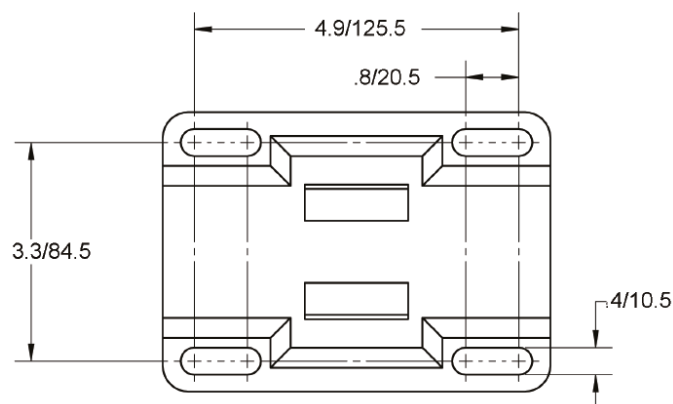
Specifications					
Model	3/8" Capacity	Swivel Pressure Rating	Inlet	Outlet	Max. Temperature
HP-HRM050	50ft / 15mtr	3500 PSI	3/8 NPT-F	3/8 NPT-F	123°C
HP-HRM100	100ft / 30mtr				
HP-HRM150	150ft / 45mtr		3/8 NPT-F		
HP-HRM200	200ft / 60mtr				

HIGH PRESSURE HOSE REELS

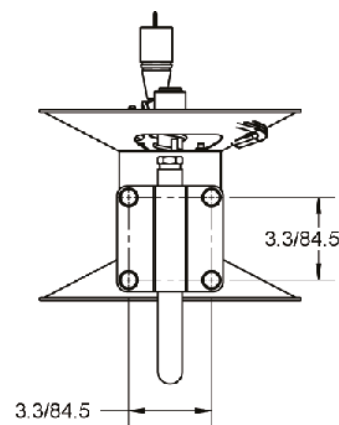
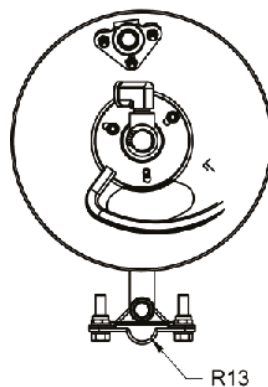
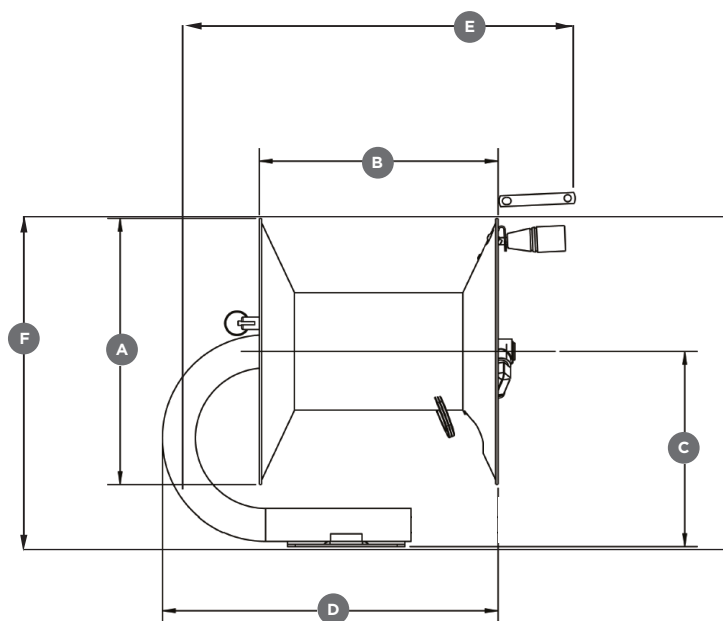
HP-HRM050 | HP-HRM100 | HP-HRM150 | HP-HRM200



HP-HRM050 HP-HRM100,
Mounting All Dimensions IN/MM



HP-HRM150 HP-HRM200,
Mounting All Dimensions IN/MM



	Dimensions (in/mm)					
	A	B	C	D	E	F
HP-HRM050	10.5" / 267mm	7.7" / 195mm	7.6" / 192mm	11.0" / 281mm	14.4" / 365mm	12.8" / 326mm
HP-HRM100	10.5" / 267mm	12.0" / 308mm	7.6" / 192mm	15.2" / 386mm	18.5" / 471mm	12.8" / 326mm
HP-HRM150	13.4" / 340mm	10.1" / 257mm	9.5" / 243mm	14.4" / 367mm	17.1" / 450mm	16.2" / 413mm
HP-HRM200	13.4" / 340mm	12.2" / 311mm	9.5" / 243mm	15.9" / 403mm	19.2" / 486mm	16.2" / 413mm